

# 2008 Role Delineation Study: Pediatric Nurse Practitioner

## National Survey Results



**MAY 2009**

© Copyright 2009 American Nurses Credentialing Center, All Rights Reserved

## **About this Report**

This report pertaining to the practice of pediatric nurse practitioners was based on the results of a national study of practice of adult, family, gerontological and pediatric nurse practitioners.

# Table of Contents

<b>ACKNOWLEDGEMENTS</b> .....	4
<b>BACKGROUND</b> .....	6
<b>ROLE DELINEATION STUDY OVERVIEW</b> .....	6
<b>UPDATED TEST CONTENT OUTLINES</b> .....	6
<b>ROLE OF THE CONTENT EXPERT PANELS</b> .....	6
<b>SURVEY METHODOLOGY</b> .....	7
<b>SURVEY CHRONOLOGY</b> .....	7
<b>SAMPLE SELECTION</b> .....	7
<b>SURVEY DEVELOPMENT AND MEASURES</b> .....	8
<b>DATA COLLECTION</b> .....	9
<b>DATA ANALYSIS</b> .....	9
<b>SURVEY RESULTS</b> .....	11
<b>DEMOGRAPHIC INFORMATION</b> .....	11
<b>PRACTICE DESCRIPTIONS</b> .....	12
<b>APPENDICES</b>	
<b>WORK ACTIVITIES STATEMENTS</b> .....	APPENDIX A
<b>DEMOGRAPHIC DATA SUMMARY</b> .....	APPENDIX B
<b>WORK ACTIVITIES DESCRIPTIVE STATISTICS</b> .....	APPENDIX C
<b>WORK ACTIVITIES MEAN OVERALL CRITICALITY -- RANK ORDER</b> .....	APPENDIX D

## Acknowledgements

The American Nurses Credentialing Center (ANCC) wishes to thank a number of content experts who served on the 2008 ANCC Nurse Practitioner: Adult, Family, Gerontological, and Pediatric Role Delineation Study panels for sustaining this effort and producing a role delineation study of such high caliber. Without their numerous hours of input and feedback, the study would not be possible.

### Adult Nurse Practitioner

- Sarla Duller, MSN, ANP-BC
- Mayola Villarruel, MSN, ANP-BC
- Yolanda Acklin, MSN, ANP-BC
- Ann Thomas, PhD, ANP-BC, GNP-BC
- Carolyn Dolan, MS, ANP-BC\*
- Susan Ruppert, PhD, ANP-BC, NP-C, FCCM, FAANP\*
- Martha Simmons, MSN, ANP-BC

### Family Nurse Practitioner

- Carole Patton, PhD, CRNP, FNP-BC
- Jane Tuttle, PhD, CPNP, FNP-BC
- Patricia Selig, PhD, FNP-BC, CDE
- Ken Edmission, ND, EdD, FNP-BC
- Tammy Norman, MSN, FNP-BC\*
- Ruth Cox, DP-NAP, FNP-BC
- Kathleen Zambo, MSN, FNP-BC
- Mary Ann Picone, MSN, BSN, BA, FNP-BC
- Mary Verbeck, MSN, FNP-BC
- Katherine Arse, MSN, MPH, FNP-BC

### Gerontological Nurse Practitioner

- Prudence Twigg, MSN, GNP-BC\*
- Barbara Resnick, PhD, GNP-BC, FAANP
- Mary Rapp MSN, GNP-BC
- James Lawrence, PhD, GNP-BC
- Paula Sciliano, MS, GNP-BC
- Frances Foster, MSN, GNP-BC
- Abigail Flanagan, GNP-BC, ANP-BC, RN-BC
- Rose Villeneuve, MSN, GNP-BC
- Karen Clark MSN, GNP-BC
- Mary Doucette, MS, GNP-BC\*

Pediatric Nurse Practitioner

- Julie Miller, PNP-BC
- Dawn Garzon, PhD, PNP-BC\*
- Pat Chatfield, MSN, PNP-BC
- Riza Mauricio, MS, PNP-BC
- Mary Aruda, MSN, PNP-BC\*
- Joyce Brewer, PhD, CNM, FNP-BC, PNP-BC
- Valerie Griffin, MSN, PNP-BC, FNP-BC
- Beth Podsobinski, MSN, PNP-BC
- Katherine Scharz, MSN, PNP-BC, CPNP

We also would like to thank the ANCC staff who also spent numerous hours working to make this study possible:

- Christine DePascale, MS (Project Manager)
- David Paulson, PhD, CAE
- Chie Ohba, PhD
- Cheray Jones
- James Free

Finally, we would like to thank the ANCC-certified nurse practitioners who supported this study by donating their time to complete the survey questionnaire.

The contributions that all of these people made to the study were essential to its success.

## **Background**

The American Nurses Credentialing Center (ANCC), which was incorporated in 1991 as a subsidiary of the American Nurses Association, is the largest nursing credentialing organization in the United States. Its vision is to be a galvanizing force for quality healthcare through credentialing excellence. Currently, ANCC offers 30 examinations at various levels including diploma and associate degree, baccalaureate, and advanced practice for nurse practitioners, clinical nurse specialists, and other disciplines. Approximately 12,000 - 13,000 candidates take an ANCC certification examination each year. As of Dec 2007, 2,966 individuals held ANCC certification as pediatric nurse practitioners. In addition to certification, ANCC provides services such as the Magnet Recognition Program for hospitals and other facilities that demonstrate excellence in nursing services, accreditation of continuing education programs, education and consultation services, and outreach to nursing organizations around the globe.

### **Role Delineation Study Overview**

Role delineation or job analysis studies are typically carried out at the national level with the goal of describing current practice expectations, performance requirements, and environments. ANCC has a current goal of conducting a study of nurse practitioners approximately every three years in order to capture changes in work activities and the knowledge and skill areas required to perform those activities. The findings are used to update the content of its respective certification examinations.

The 2008 Nurse Practitioner: Adult, Family, Gerontological, and Pediatric Role Delineation Study involved two sets of processes or activities that ran more or less concurrently: a national web-based survey and a linking activity. The national survey was designed to collect information on the work activities nurse practitioners actually perform in practice, while the linking activity identifies the major knowledge and skill areas required to perform the work activities listed in the survey. The results of both of these processes were used in the updating of the test content outlines for each examination contained within the study.

### **Updated Test Content Outlines**

The results of this role delineation study were used in the updating of the test content outlines for each examination contained within the study. Examination forms produced based on the pediatric nurse practitioner test content outline updated through this study are scheduled to go into effect March 1, 2010. A copy of the test content outline is available on the American Nurses Credentialing Center website.

### **Role of the Content Expert Panels**

Through out the study, ANCC invited professionals in practice and educators who teach courses relevant to nurse practitioners to serve on content expert panels for this study. They developed the work activities and demographic items for the survey, linked knowledge and skill areas to the work activities list, and finalized the test content outlines for the respective certification examinations. All of the content experts serving on the panels were certified by ANCC in the nurse practitioner population they represented and were invited to serve on the panels based upon expertise in their specialties.

## Survey Methodology

The purpose of the development and administration of the national survey was to collect information on the work activities nurse practitioners actually perform in practice. Since the survey instrument that was used for the purposes of this study would be used across four nurse practitioner populations, representatives from each of these four population-based role delineation study panels were also asked to serve as members of an eight (8) member initial study workgroup that acted as a sort of steering committee for the panels. Seven members of the workgroup met for three days May 7-9, 2008 to draft a single pilot version of the survey and to construct the initial map of knowledge and skill areas relevant to the work activities included in the survey.

### Survey Chronology

The survey development and administration timeline was as follows:

May - June 2008

- The initial study workgroup along with staff from ANCC drafted the survey
- The survey was pilot tested and revised.

July - August 2008

- The final survey was administered on the web.

September - November 2008

- The survey activity results were analyzed, and activity weights were determined.
- Each panel met to review the survey results and activity weights.

### Sample Selection

On April 21, 2008, there were a total 2,936 actively certified ANCC pediatric nurse practitioners. A random sample of 1,500 pediatric nurse practitioners stratified by region was selected from the ANCC certification database. Table 1 presents the numbers of ANCC certified pediatric nurse practitioners that were selected from each region.

**Table 1. Number of Surveys Mailed Out per Geographic Region**

Geographic Region	Pediatric Nurse Practitioner	
	Number certified (percent of total pop.)	Number selected (percent of total pop.)
<b>Northeast</b> – NY, CT, MA, NJ, ME, PA, NH, VT, RI	1036 (35%)	529 (35%)
<b>South</b> – TN, MS, TX, FL, LA, AL, GA, AR, OK, VA, MD, SC, DC, NC, WV, DE, KY	985 (34%)	503 (34%)
<b>Midwest</b> – IA, NE, KS, OH, MO, MN, SD, ND, MI, IL, IN, WI	483 (16%)	247 (16%)
<b>West</b> – WA, AZ, CA, OR, CO, AK, ID, MN, UT, HI, NV, WY, MT	421 (14%)	215 (14%)
<b>Other</b> – AE, AP, APO	11 (<1%)	6 (<1%)
<b>Total</b>	<b>2,936 (100%)</b>	<b>1,500 (100%)</b>

## Survey Development and Measures

On May 7-9, 2008, the initial study workgroup met in Silver Spring, MD in order to draft the national Nurse Practitioner: Adult, Family, Gerontological and Pediatric Role Delineation Study survey for the 2008 role delineation study. The panel members reviewed the work activities which had been used in the ANCC's 2003 Role Delineation Survey of Nurse Practitioners. During the meeting, they discussed any additions, deletions, and changes they would make to update the 2003 work activity list to reflect current practice of nurse practitioners working within any of the four population areas. The panel referred to the National Organization of Nurse Practitioner Faculties' *Nurse Practitioner Core and Primary Care Competencies*, *The Essentials of Master's Education for Advanced Practice Nursing*, the *ANA Scopes and Standards of Nursing Practice (2<sup>nd</sup> edition)*, as well as other nurse practitioner related documents (e.g., text books) through out their discussions. The goal of this process was to create a comprehensive list relevant work activities that were potentially performed by nurse practitioners in any one of the population areas, regardless of whether it was performed in the others. As a result of this meeting, the panel reached consensus on a new list of 128 work activities to be used in the 2008 survey. These work activities were divided into five domains: Assessment of Health Status, Diagnosis of Health Status, Plan of Care and Treatment Implementation, Professional Role, and Teaching and Coaching. The complete text of the work activities list is presented in **Appendix A**. The workgroup also identified and finalized a set of 16 demographic items for inclusion in the survey. (See **Appendix B**).

During the same meeting, the workgroup reviewed and approved three scales that respondents would use to rate the work activities listed in the survey — Frequency (the frequency with which a work activity is performed), Performance Expectation (how soon on the job the performance of an activity is expected), and Consequence (the consequence of performing an activity incorrectly). The performance expectation scale was specifically designed to distinguish entry-level skills. These three questions and the instructions for answering them are presented in Table 2.

**Table 2. Survey Questions for Rating Work Activity Statements**

Please respond to each activity with three separate responses, one response in each category. When considering a response for one category, do not consider the other categories. For example: When considering the consequences of incorrect performance of an activity, do not worry about whether you perform or are expected to perform the activity; the possibility exists that an activity has severe consequences, even if you never perform it.

Performance Expectation: When is a newly certified nurse practitioner first expected to perform this activity?

- Within the first 6 months of working within the role.
- After the first 6 months of working within the role.
- Never expected to perform this activity within the role.

Frequency: How often does a newly certified nurse practitioner perform this activity (consider within a one year period)?

- Frequently
- Often
- Occasionally
- Seldom
- Never

Consequences: Does incorrect performance of this activity cause the patient:

- Little or no physical or psychological harm?
- Moderate physical or psychological harm?
- Severe physical or psychological harm?

The study design included combining each respondent's responses to each of the three rating scales in a hierarchical manner into one overall ranking of criticality. To select a procedure for combining the three scales, the initial study workgroup discussed the importance of each scale to the performance of the work activity. The workgroup determined that the performance expectation scale should be regarded as more critical than the other two scales for representing entry-level practice. The consequence scale was then regarded as more critical than the frequency scale. Therefore the panel agreed to combine the scales so that a particular value on the performance expectation scale would outweigh or outrank all values on the consequence and frequency scales. This hierarchical scheme emphasized the work activities that are required of new practitioners immediately on the job and have the greatest impact on public health or safety. Thus this scheme was selected as the organizing mechanism for combining the responses from the three survey scales into an overall measure of criticality.

## **Data Collection**

*Pilot Testing.* Using the same procedures intended for administering the national data collection, the survey was piloted in May-June 2008. Twenty-five (25) ANCC certified pediatric nurse practitioners randomly selected from across the nation were included in the sample of 100 ANCC certified nurse practitioners invited to take the pilot survey. Overall, 29 (29 percent) of the nurse practitioners invited to take the pilot survey responded; Six (6) respondents were pediatric nurse practitioner.

The respondents of the pilot test in general indicated that the work activities were appropriate and reflective of the job of the nurse practitioner.

*National Survey.* Beginning in July and August 2008, the 1,500 pediatric nurse practitioners selected to take the national web-based survey were sent three notifications via the United States Postal Service: an alert letter, and two follow-up reminders. The alert letter explained the purpose and importance of the study, the eligibility criteria of the study, and stated how to access the survey via the internet. The letter indicated that the participant's responses would be kept confidential.

The letter also notified that respondents completing the survey receive a 5 hour reduction of their continuing education requirement for their recertification.

The first follow-up reminder letter was sent approximately two-weeks after the alert letter. It thanked recipients if they had already submitted their completed survey and encouraged them to do so if they had not already.

The final follow-up reminder letter was sent out only to those who had not yet responded to the survey and was sent out approximately two-weeks prior to the end of the survey.

## **Data Analysis**

The three rating scales were combined into a single measure of overall criticality using a hierarchical method. As agreed by the initial study workgroup, the three rating scales were combined into a single measure in such a manner that a particular value on the performance expectation scale would outweigh or outrank all values on the consequence and frequency scales, and that a particular value on the consequence scale would outweigh or outrank all values on the frequency scale.

Table 3 displays how the values of the overall criticality rating were constructed according to all the possible survey response patterns that might be given to rate an individual work activity by its frequency, performance expectation, and consequence. For example, if a respondent indicated that a particular work activity was expected to be performed within the first six months of assuming the role of a nurse practitioner, could cause severe harm to the patient if it was

performed incorrectly, and is performed occasionally, the overall criticality rating for that response pattern would be 29. A score of 22 suggests that a work activity is generally expected to be performed within the first six months of assuming the role of a nurse practitioner and have moderate consequences if incorrectly performed. Therefore, work activities with scores of 22 or higher on the overall criticality variable may be considered as highly critical. When a work activity was rated as *never expected* on the performance expectation scale, it would receive an overall criticality score of 1 as the bottom row in Table 3 indicates.

**Table 3. Construction of the Overall Criticality Variable**

Performance Expectation	Survey Response Options		Overall Criticality Score
	Consequence	Frequency	
Within first 6 months	Severe	Frequently	31
		Often	30
		Occasionally	29
		Seldom	28
		Never	27
	Moderate	Frequently	26
		Often	25
		Occasionally	24
		Seldom	23
		Never	22
	Little or no	Frequently	21
		Often	20
		Occasionally	19
		Seldom	18
		Never	17
After first 6 months	Severe	Frequently	16
		Often	15
		Occasionally	14
		Seldom	13
		Never	12
	Moderate	Frequently	11
		Often	10
		Occasionally	9
		Seldom	8
		Never	7
	Little or no	Frequently	6
		Often	5
		Occasionally	4
		Seldom	3
		Never	2
Never expected	All options	All options	1

## Survey Results

The total sample size of the national survey included 1,500 ANCC certified pediatric nurse practitioners. A total of 395 valid pediatric nurse practitioner surveys were returned for an overall response rate of 26 percent.

Table 4 shows the percent of surveys per population returned in each geographic region compared to the number of ANCC certified pediatric nurse practitioners selected within the region.

**Table 4. Number of Surveys Returned per Geographic Region for Pediatric Nurse Practitioner**

Geographic Region	Pediatric Nurse Practitioner	
	Number Selected (percent of total pop.)	Number Return (percent of total pop.)
Northeast – NY, CT, MA, NJ, ME, PA, NH, VT, RI	529 (35%)	137 (35%)
South – TN, MS, TX, FL, LA, AL, GA, AR, OK, VA, MD, SC, DC, NC, WV, DE, KY	503 (34%)	147 (37%)
Midwest – IA, NE, KS, OH, MO, MN, SD, ND, MI, IL, IN, WI	247 (16%)	67 (17%)
West – WA, AZ, CA, OR, CO, AK, ID, MN, UT, HI, NV, WY, MT	215 (14%)	42 (11%)
Other – AE, AP, APO	6 (<1%)	2 (<1%)
<b>Total</b>	<b>1,500 (100%)</b>	<b>395 (100%)</b>

### Demographic Information

**Appendix B** details the pediatric nurse practitioners survey respondents' responses to the survey's sixteen demographic questions which included inquiry on the practitioner's background and practice setting.

#### *Demographic Background*

Approximately 98 percent of the respondents were female and more than 93 percent reported to be white. Approximately 68 percent of the overall sample fell into the age group of 45-64 years of age.

Approximately 85 percent of pediatric nurse practitioners indicated that they held a Masters in Nursing as one of their highest degree. three (3) percent of the respondents had doctorate degrees in Nursing Research (Ph.D., DNS, DNS). Less than one (1) percent indicated they held a Doctorate of Nursing Practice. Ten (10) percent of the respondents indicated they held a degree other than what was listed as their highest level of education. A majority of the individuals specifying other indicated that a post-masters nurse practitioner certification was the highest degree they held.

The average number of years of experience the pediatric nurse practitioner respondents had an RN was over 23 years. The respondents also reported on average nearly 15 years of experience as a nurse practitioner.

### Practice Settings

Approximately 33 percent of the pediatric nurse practitioner respondents indicated that they practiced in cities with populations between 50,000 and 249,999. Metropolitan areas with a population between 250,000 – 999,999 had the second highest percent of respondents (27 percent). Less than three (3) percent of the respondents indicated working in a rural (population less than 2,500) practice location.

In terms of practice setting, the highest percentage of pediatric nurse practitioner respondents indicating they practice in a private group practice (nearly 39 percent). Hospital, outpatient and hospital, inpatient settings came in either second or third (26 percent and 21 percent respectively).

Pediatric nurse practitioners also reported on average 77 percent of their time was spent providing direct patient care with approximately 37 of their time providing care for acute illnesses, 34 percent of their time providing for care for health maintenance, and 22 percent providing care for chronic illnesses. The pediatric nurse practitioners also indicated that approximately 36 percent of their time was spent in caring for children (ages 3 to 12 years), 33 percent of their time with infants (birth to 2 years old) and 26 percent with adolescents (ages 13 to 17 years) When asked how many hours per week on average they spent in direct patient care, 59 percent of the pediatric nurse practitioner reported spending between 20 and 39 hours per week.

Finally, overall 92 percent of the pediatric nurse practitioners indicated that they have privileges to prescribe medication in their current practice. Eighty-nine (89) percent indicated that they are required to have a physician collaborator or supervisor in their practice setting, and just under two-fifths (39%) reported having hospital privileges.

### Practice Descriptions

Descriptive statistics (means, standard deviations, and medians) for the three ratings of all 128 work activities—performance expectation, consequence, and frequency—and mean overall criticality are listed in **Appendix C**. The scales were highly reliable. Cronbach's coefficient alpha estimates for the performance expectation, consequence, and frequency scales when applied to all the data were 0.970, 0.987, and 0.978, respectively. (Cronbach's coefficient alpha, a measure of internal stability, ranges in value between 0 and 1.)

In **Appendix D**, the mean overall criticality statistics are presented in rank order of criticality. As indicated in Table 5, 81 work activity statements were rated by the pediatric nurse practitioner respondents as highly critical (with a mean overall criticality rank of 22 or above). These work activities included a high proportion of items from the Assessment of Health Status and Diagnosis of Health Status, domains. Of note was that all except one work activity under Diagnosis of Health Status received a mean overall criticality ranking of 22 or higher and only two work activity listed under Teaching and Coaching (work activity no. 124: Educate patient and/or family regarding plan of care... and work activity no. 125 Provide anticipatory guidance for...) fell into this category.

**Table 5. Number of Work Activities by Mean Overall Criticality Range and Population for Pediatric Nurse Practitioners**  
Mean Overall Criticality Score

	27 and above	Between 22 and 26	Between 17 and 21	Between 12 and 16	Between 7 and 11	6 and below	Total number above 22
Number of Work Activities	15	66	34	10	3	0	81

Table 6 and 7 displays the 20 highest-ranking and the 20 lowest-ranking work activities by mean overall criticality respectively. The grey shading in Table 10 indicates the 15 work activities that received criticality ratings of 27 and above. These activities fell across the domains of Assessment of Health Status, Diagnosis of Health Status, Plan of Care and Treatment Implementation and Professional Role. No work activity listed under Teaching and Coaching received a criticality rating of 27 or above.

The three (3) lowest ranked work activities that received criticality rankings of 11 or less are highlighted in Table 11. These are work activities nos. 128, 116, and 127 with mean overall criticality rankings of 7.84, 9.36, and 9.52, respectively. These activities focused on providing education to the community/groups and health care professionals and participating in clinical and/or evaluation research.

**Table 6. Top 20 Work Activities Ranked by Mean Overall Criticality for Pediatric Nurse Practitioners**

<b>Work Activity Number and Name</b>	<b>Mean Overall Criticality</b>
24 Assess conditions related to the respiratory system	28.6
25 Assess conditions related to the cardiovascular system	28.3
111 Maintain patient confidentiality according to current guidelines (e.g., HIPAA)	28.17
107 Document assessment and physical findings	28.13
112 Identify and refer patient conditions beyond the individual NP's clinical expertise	28.04
47 Identify normal and abnormal findings in history and physical examination.	28.01
51 Determine life-threatening illness and/or unstable conditions	27.96
113 Identify and refer patient conditions beyond the individual NP's legal scope of practice	27.85
3 Collect data according to the patient's immediate condition or needs	27.73
108 Document diagnoses and plan of care	27.73
64 Manage conditions related to the respiratory system	27.49
104 Provide for patient safety within scope of legal and professional guidelines	27.42
40 Assess conditions related to nutrition/hydration	27.24
14 Assess patient and family knowledge and use of prescription and over-the-counter medications	27.21
91 Activate protective services in cases of suspected abuse and neglect	27.12
23 Assess conditions related to the head, eyes, ears, nose, and throat	26.96
26 Assess conditions related to the gastrointestinal system	26.89
56 Prescribe medications considering interactions, effects (therapeutic, side, adverse), patient characteristics, diagnoses, cost and/or accessibility	26.81
44 Perform problem-focused or interval physical examination	26.76
8 Assess patient and family risk for violence, abuse, and neglect	26.74

**Table 6. Bottom 20 Work Activities Ranked by Mean Overall Criticality for Pediatric Nurse Practitioners**

<b>Work Activity Number and Name</b>	<b>Mean Overall Criticality</b>
123 Develop comprehensive education plans for patients and/or families that consider health literacy and learning barriers and facilitators	18.07
99 Formulate plan of care based on emerging trends in health care	17.74
19 Assess occupational health risks	17.62
81 Manage conditions affecting sexual and reproductive health	17.51
92 Coordinate care (including multiple specialty follow-up and treatment plans) for patients with complex conditions	17.45
105 Provide transitional care and information exchange between inpatient, outpatient, and community care settings	17.34
85 Formulate plan of care that incorporate principles of epidemiology	17.19
22 Assess interaction between the community and patient health status	16.93
115 Advocate to improve patient access to quality, cost-effective health care	16.56
120 Incorporate informatics into clinical practice	16.31
13 Assess patient and family knowledge and use of complementary/alternative therapies	16.09
126 Counsel patient and/or family through grief, dying, and death	16.05
106 Perform primary care procedures including but not limited to suturing, minor lesion removal, microscopy, pap test	16
103 Provide non-biased counseling regarding advance directives	14.45
100 Provide palliative care interventions	14.25

<b>Work Activity Number and Name</b>		<b>Mean Overall Criticality</b>
118	Evaluate the impact of regulations and legislation on advanced nursing practice and advocate for changes when appropriate	13.93
89	Recommend complementary and/or alternative therapies	13.48
127	Provide community/group education	9.52
116	Participate in clinical and/or evaluation research	9.36
128	Provide educational offerings to health care professionals	7.84

**Appendix A**  
**Work Activities Statements**

## **Work Activity No. and Statement**

### **Assessment of Health Status**

- 1 Obtain a comprehensive patient history
- 2 Obtain a problem-focused or interval history
- 3 Collect data according to the patient's immediate condition or needs
- 4 Assess patient and family knowledge and behavior regarding nutrition/hydration
- 5 Assess family communication and decision-making
- 6 Assess patient and family support systems
- 7 Assess patient and family perception of health and health risk factors
- 8 Assess patient and family risk for violence, abuse, and neglect
- 9 Assess patient and family unintentional injury risk
- 10 Assess patient and family psychosocial risks and needs
- 11 Assess patient and family cultural and spiritual beliefs/values that influence health care
- 12 Assess patient and family health risks and needs based on developmental/life stage
- 13 Assess patient and family knowledge and use of complementary/alternative therapies
- 14 Assess patient and family knowledge and use of prescription and over-the-counter medications
- 15 Assess patient and family health risks based on lifestyle, health habits, substance use/abuse, and sexual practices
- 16 Assess health risks based on past medical history
- 17 Assess health risks based on socioeconomic factors
- 18 Assess genetic/familial health risks
- 19 Assess occupational health risks
- 20 Assess health risks based on immunization status
- 21 Assess interaction between the physical environment and patient health status
- 22 Assess interaction between the community and patient health status
- 23 Assess conditions related to the head, eyes, ears, nose, and throat
- 24 Assess conditions related to the respiratory system
- 25 Assess conditions related to the cardiovascular system
- 26 Assess conditions related to the gastrointestinal system
- 27 Assess conditions related to the genitourinary system
- 28 Assess conditions related to the musculoskeletal system
- 29 Assess conditions related to the neurological system
- 30 Assess conditions related to the endocrine system (including metabolic disorders)
- 31 Assess conditions related to the hematopoietic system
- 32 Assess conditions related to the immune system
- 33 Assess conditions related to the integumentary system
- 34 Assess conditions related to the lymphatic system
- 35 Assess conditions related to infectious/communicable diseases
- 36 Assess conditions related to physical function and mobility
- 37 Assess conditions related to developmental delays/impairments
- 38 Assess conditions related to learning disabilities
- 39 Assess conditions related to acute and/or chronic pain
- 40 Assess conditions related to nutrition/hydration
- 41 Assess conditions related to mental health

**Work Activity No. and Statement**

- 42 Assess cognitive status and decision-making capacity
- 43 Assess sexual and/or reproductive health
- 44 Perform problem-focused or interval physical examination
- 45 Perform comprehensive physical examination
- 46 Select and/or perform physical, psychosocial, or developmental screening tests that are appropriate to condition or needs based on clinical guidelines, risks, costs and benefits

**Diagnosis of Health Status**

- 47 Identify normal and abnormal findings in history and physical examination
- 48 Identify age-related findings in history and physical examination
- 49 Select and/or perform diagnostic tests that are appropriate to condition or needs based on clinical guidelines, risks, costs and benefits
- 50 Identify any interactions among diet, medications, substance use and/or complementary/alternative therapies
- 51 Determine life-threatening illness and/or unstable conditions
- 52 Develop a comprehensive problem list based on assessment findings
- 53 Use diagnostic reasoning to establish and prioritize differential diagnoses
- 54 Interpret laboratory and other diagnostic data based on physiologic and pathologic conditions

**Plan of Care and Treatment Implementation**

- 55 Engage in consultation, referral and/or collaboration with other health professionals and community resources
- 56 Prescribe medications considering interactions, effects (therapeutic, side, adverse), patient characteristics, diagnoses, cost and/or accessibility
- 57 Prescribe medications considering absorption, distribution, metabolism and excretion
- 58 Prescribe non-pharmacologic interventions and/or medical equipment considering risks and benefits, patient characteristics, diagnoses, cost and/or accessibility
- 59 Prioritize interventions based on severity and complexity of health problems
- 60 Determine treatment decisions considering comorbidities
- 61 Incorporate existing support system into treatment plan
- 62 Plan follow-up care at designated intervals based on condition and/or clinical guidelines
- 63 Manage conditions related to the head, eyes, ears, nose, and throat
- 64 Manage conditions related to the respiratory system
- 65 Manage conditions related to the cardiovascular system
- 66 Manage conditions related to the gastrointestinal system
- 67 Manage conditions related to the genitourinary system
- 68 Manage conditions related to the musculoskeletal system
- 69 Manage conditions related to the neurological system
- 70 Manage conditions related to the endocrine system (including metabolic disorders)
- 71 Manage conditions related to the hematopoietic system
- 72 Manage conditions related to the immune system
- 73 Manage conditions related to the integumentary system
- 74 Manage conditions related to the lymphatic system
- 75 Manage conditions related to infectious/communicable diseases
- 76 Manage conditions related to physical function and mobility
- 77 Manage conditions related to developmental delays/impairments

**Work Activity No. and Statement**

- 78 Manage conditions related to acute and/or chronic pain
- 79 Manage conditions related to nutrition/hydration
- 80 Manage conditions related to mental health
- 81 Manage conditions affecting sexual and reproductive health
- 82 Manage comorbidities
- 83 Manage psychosocial concerns
- 84 Formulate plan of care that consider the pathophysiology of acute and chronic conditions
- 85 Formulate plan of care that incorporate principles of epidemiology
- 86 Select interventions based on clinical practice standards, evidence-based guidelines, and ethical/legal principles
- 87 Treat acute and/or chronic conditions using current technological interventions
- 88 Immunize based on current recommendations
- 89 Recommend complementary and/or alternative therapies
- 90 Make referrals to support services and resources to reduce caregiver stress
- 91 Activate protective services in cases of suspected abuse and neglect
- 92 Coordinate care (including multiple specialty follow-up and treatment plans) for patients with complex conditions
- 93 Evaluate patient progress in health promotion/disease prevention activities
- 94 Evaluate diagnostic findings and modify treatment plans accordingly
- 95 Evaluate effectiveness of pharmacologic regimen, considering polypharmacy, and modify treatment plan as appropriate
- 96 Evaluate effectiveness of nonpharmacologic interventions and modify treatment plan as appropriate
- 97 Evaluate adherence to treatment plan and modify as appropriate
- 98 Evaluate the impact of diagnosis and treatment on patient and family
- 99 Formulate plan of care based on emerging trends in health care
- 100 Provide palliative care interventions
- 101 Collaborate with patient and family to determine plan of care including health care goals
- 102 Provide non-biased counseling to obtain informed consent/assent
- 103 Provide non-biased counseling regarding advance directives
- 104 Provide for patient safety within scope of legal and professional guidelines
- 105 Provide transitional care and information exchange between inpatient, outpatient, and community care settings
- 106 Perform primary care procedures including but not limited to suturing, minor lesion removal, microscopy, pap test

**Professional Role**

- 107 Document assessment and physical findings
- 108 Document diagnoses and plan of care
- 109 Negotiate care considering patient's/proxy's right to choose/refuse treatment options
- 110 Incorporate patient/family culture, values, health beliefs and behaviors into clinical practice
- 111 Maintain patient confidentiality according to current guidelines ( e.g., HIPAA)
- 112 Identify and refer patient conditions beyond the individual NP's clinical expertise
- 113 Identify and refer patient conditions beyond the individual NP's legal scope of practice
- 114 Engage in continuous quality improvement activities

**Work Activity No. and Statement**

- 115 Advocate to improve patient access to quality, cost-effective health care
- 116 Participate in clinical and/or evaluation research
- 117 Participate in personal professional development activities
- 118 Evaluate the impact of regulations and legislation on advanced nursing practice and advocate for changes when appropriate
- 119 Incorporate current evidence-based findings into clinical practice
- 120 Incorporate informatics into clinical practice
- 121 Address legal/ethical dilemmas in clinical practice
- 122 Document in accordance with current regulatory processes and payer systems

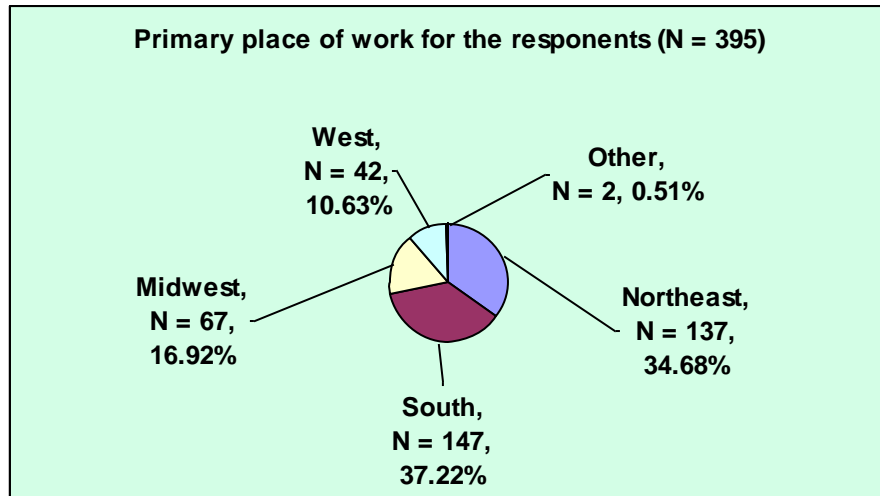
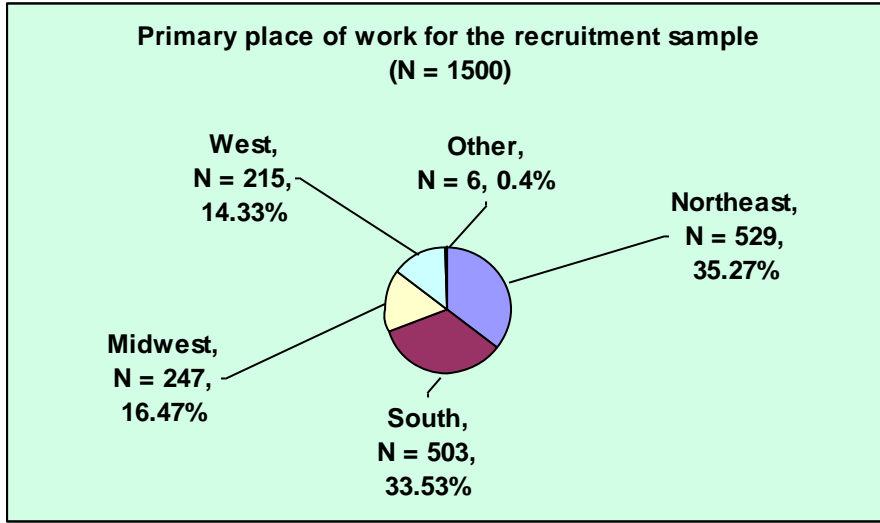
**Teaching and Coaching**

- 123 Develop comprehensive education plans for patients and/or families that consider health literacy and learning barriers and facilitators
- 124 Educate patient and/or family regarding plan of care including testing, diagnosis, treatments and/or implications
- 125 Provide anticipatory guidance for patient and/or family
- 126 Counsel patient and/or family through grief, dying, and death
- 127 Provide community/group education
- 128 Provide educational offerings to health care professionals

**(This page is left intentionally blank)**

## **Appendix B Demographic Data Summary**

1. Primary place of work



2. What is your gender?

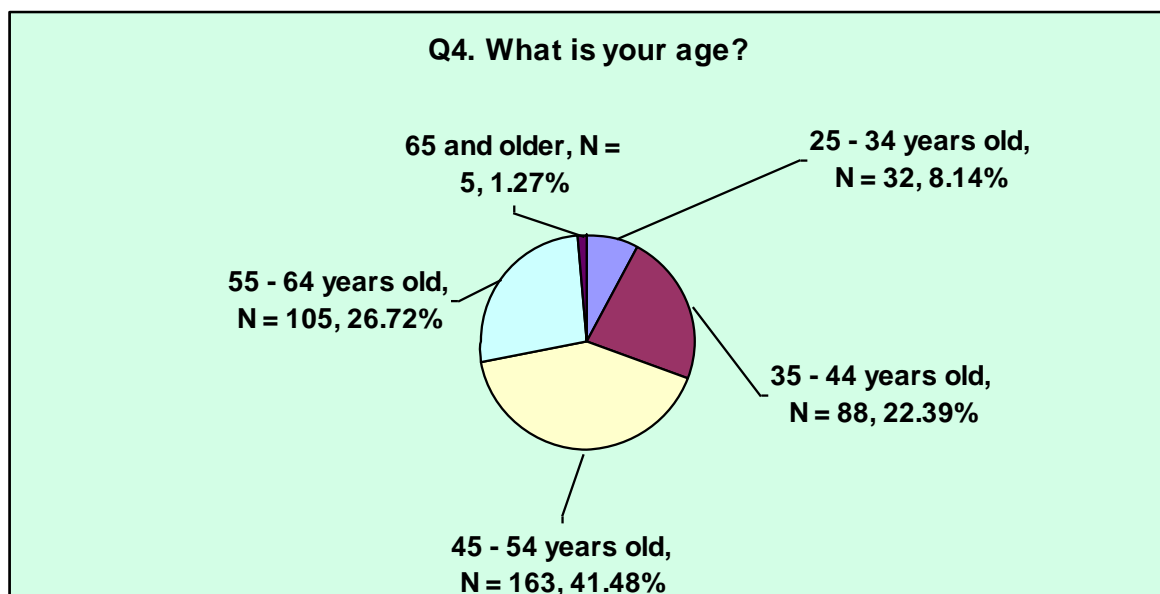
	Count	Percent
Female	383	97.46%
Male	10	2.54%
Total (Missing 2)	393	100.00%

**3. What is your race/Hispanic origin background?**

	Count	Percent
White Alone, Not Hispanic or Latino	366	93.13%
Black or African American Alone	7	1.78%
Asian Alone	6	1.53%
Native Hawaiian and other Pacific Islander Alone	2	0.51%
Two or More Races	6	1.53%
Hispanic or Latino (Any Race)	6	1.53%
<b>Total</b>	<b>393</b>	<b>100.00%</b>
<b>(Missing</b>	<b>2)</b>	

**4. What is your age?**

	Count	Percent
25 - 34 years old	32	8.14%
35 - 44 years old	88	22.39%
45 - 54 years old	163	41.48%
55 - 64 years old	105	26.72%
65 and older	5	1.27%
<b>Total</b>	<b>393</b>	<b>100.00%</b>
<b>(Missing</b>	<b>2)</b>	



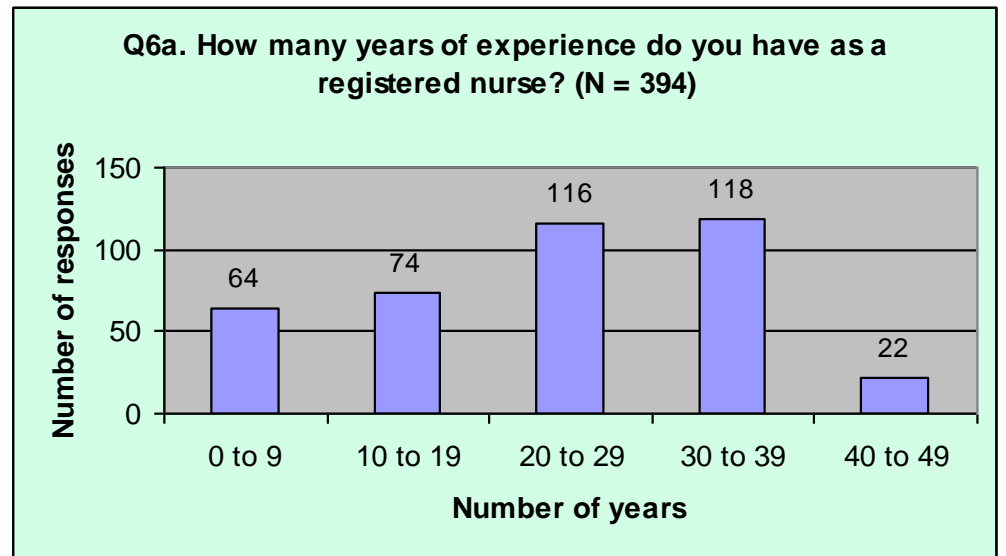
**5. Indicate the highest educational level you have completed:**

	<b>Count</b>	<b>Percent</b>
<b>Masters in Nursing</b>	<b>336</b>	<b>85.06%</b>
<b>Masters in field other than Nursing</b>	<b>13</b>	<b>3.29%</b>
<b>Doctorate in Nursing Research (e.g., Ph.D., DNS, DSN)</b>	<b>12</b>	<b>3.04%</b>
<b>Doctorate in Nursing Practice (DNP)</b>	<b>1</b>	<b>0.25%</b>
<b>Doctorate in field other than Nursing</b>	<b>8</b>	<b>2.03%</b>
<b>Other</b>	<b>39</b>	<b>9.87%</b>

**\*The percentage is computed using "Total = 395," however, the total count is larger than 395, as this question asks the respondents to choose all that apply**

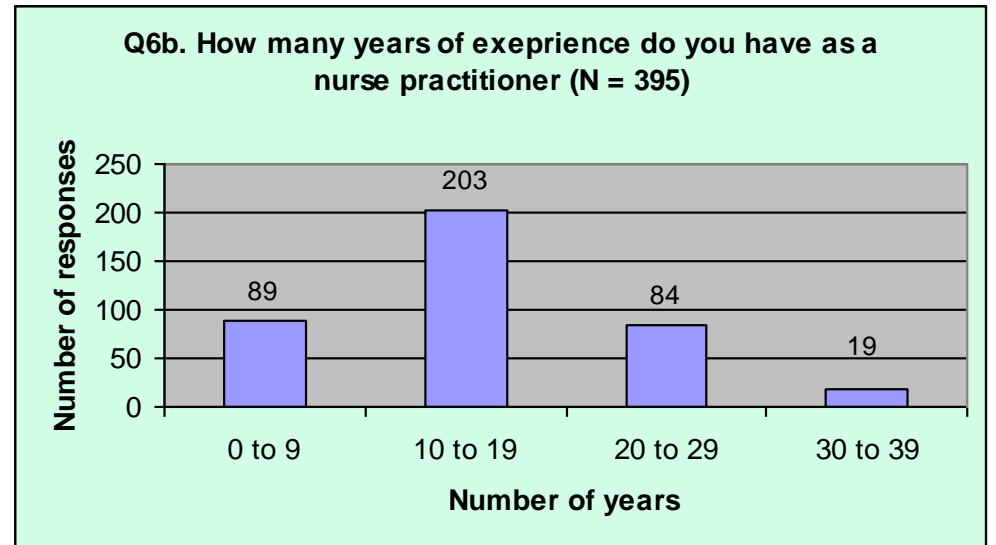
**6a. How many years of experience do you have as a registered nurse?**

Number of Years	Count	Percent
0 to 9	64	16.24%
10 to 19	74	18.78%
20 to 29	116	29.44%
30 to 39	118	29.95%
40 to 49	22	5.58%
<b>Total</b>	<b>394</b>	<b>100.00%</b>
<b>(Missing</b>	<b>1)</b>	



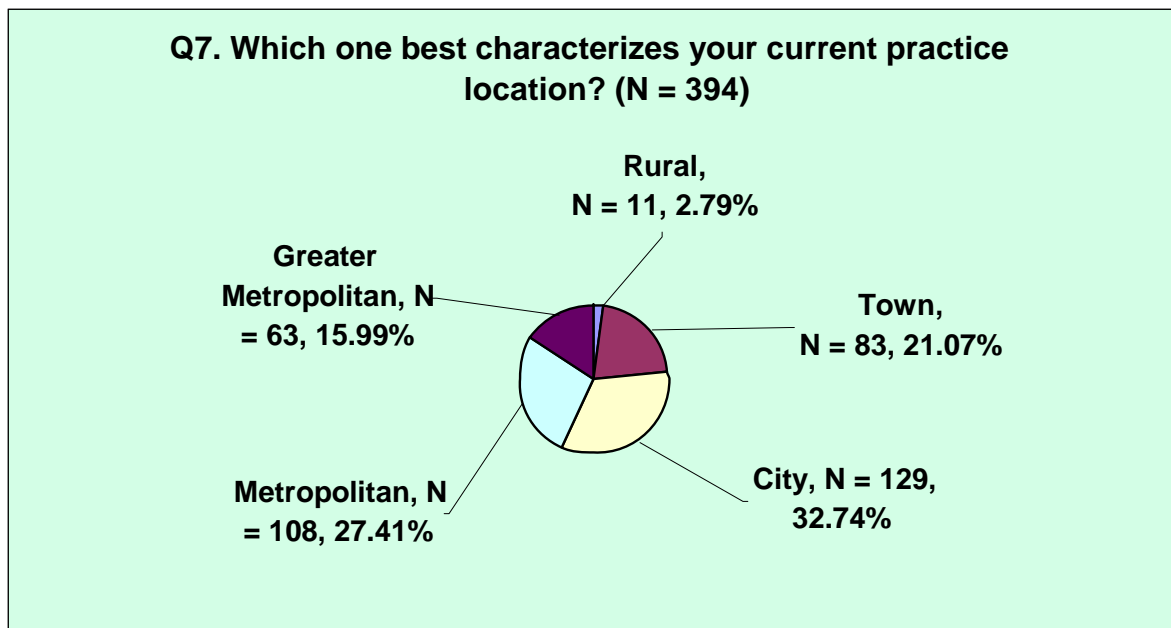
**6b. How many years of experience do you have as a nurse practitioner?**

Number of Years	Count	Percent
0 to 9	89	22.53%
10 to 19	203	51.39%
20 to 29	84	21.27%
30 to 39	19	4.81%
<b>Total</b>	<b>395</b>	<b>100.00%</b>



**7. Which one of the following best characterizes your current clinical practice location?  
(Mark only one)**

	Count	Percent
Rural (population less than 2,500)	11	2.79%
Town (population between 2,500 - 49,999)	83	21.07%
City (population between 50,000 - 249,999)	129	32.74%
Metropolitan (population between 250,000 - 999,999)	108	27.41%
Greater Metropolitan (population greater than 999,999)	63	15.99%
<b>Total</b>	<b>394</b>	<b>100.00%</b>
(Missing)	(1)	



8. The percentage of time (during an average week) that you provide health care for patients in each of the age group

	Infant (birth to 2 years)		Child (3 to 12 years)		Adolescent (13 to 17 years)		Adult (18 to 65 years)		Aging Adult (over 65 years)	
	Count	Percent	Count	Percent	Count	Percent	Count	Percent	Count	Percent
Less than 20%	120	31.50%	67	17.36%	180	47.37%	269	86.77%	276	98.57%
21% to 40%	161	42.26%	219	56.74%	161	42.37%	27	8.71%	3	1.07%
41% to 60%	68	17.85%	74	19.17%	24	6.32%	9	2.90%	0	0.00%
61% to 80%	15	3.94%	14	3.63%	10	2.63%	4	1.29%	1	0.36%
81% to 100%	17	4.46%	12	3.11%	5	1.32%	1	0.32%	0	0.00%
<b>Valid Responses</b>	<b>381</b>	<b>100.00%</b>	<b>386</b>	<b>100.00%</b>	<b>380</b>	<b>100.00%</b>	<b>310</b>	<b>100.00%</b>	<b>280</b>	<b>100.00%</b>
<b>Missing</b>	<b>14</b>		<b>9</b>		<b>15</b>		<b>85</b>		<b>115</b>	
<b>Mean percent spent with each age group</b>		<b>33.02%</b>		<b>36.10%</b>		<b>25.52%</b>		<b>8.80%</b>		<b>2.00%</b>

9. The percentage of time (during an average week) that you provide patients with

	Health maintenance		Maternity care		Acute illness care		Chronic illness care		End-of-life care	
	Count	Percent	Count	Percent	Count	Percent	Count	Percent	Count	Percent
Less than 20%	128	33.51%	304	99.02%	85	22.37%	231	63.11%	303	99.34%
21% to 40%	123	32.20%	3	0.98%	164	43.16%	84	22.95%	2	0.66%
41% to 60%	95	24.87%	0	0.00%	84	22.11%	24	6.56%	0	0.00%
61% to 80%	30	7.85%	0	0.00%	35	9.21%	16	4.37%	0	0.00%
81% to 100%	6	1.57%	0	0.00%	12	3.16%	11	3.01%	0	0.00%
<b>Valid Responses</b>	<b>382</b>	<b>100.00%</b>	<b>307</b>	<b>100.00%</b>	<b>380</b>	<b>100.00%</b>	<b>366</b>	<b>100.00%</b>	<b>305</b>	<b>100.00%</b>
<b>Missing</b>	<b>13</b>		<b>88</b>		<b>15</b>		<b>29</b>		<b>90</b>	
	<b>Health maintenance</b>		<b>Maternity care</b>		<b>Acute illness care</b>		<b>Chronic illness care</b>		<b>End-of-life care</b>	
<b>Mean percent spent with each age group</b>	<b>33.86%</b>		<b>0.60%</b>		<b>37.69%</b>		<b>22.14%</b>		<b>7.93%</b>	

(Continue to the next page)

**9. The percentage of time (during an average week) that you provide patients with (continue)**

	<b>Mental health care</b>		<b>Other</b>	
	<b>Count</b>	<b>Percent</b>	<b>Count</b>	<b>Percent</b>
<b>Less than 20%</b>	<b>315</b>	<b>95.17%</b>	<b>135</b>	<b>88.24%</b>
<b>21% to 40%</b>	<b>13</b>	<b>3.93%</b>	<b>5</b>	<b>3.27%</b>
<b>41% to 60%</b>	<b>1</b>	<b>0.30%</b>	<b>2</b>	<b>1.31%</b>
<b>61% to 80%</b>	<b>1</b>	<b>0.30%</b>	<b>2</b>	<b>1.31%</b>
<b>81% to 100%</b>	<b>1</b>	<b>0.30%</b>	<b>9</b>	<b>5.88%</b>
<b>Valid Responses</b>	<b>331</b>	<b>100.00%</b>	<b>153</b>	<b>100.00%</b>
<b>Missing</b>	<b>64</b>		<b>242</b>	
	<b>Mental health care</b>		<b>Other</b>	
<b>Mean percent spent with each age group</b>	<b>6.46%</b>		<b>10.29%</b>	

10. Which of the following describes your practice setting? (Mark all that apply.)

	Count	Percent
Private group practice	152	38.48%
Hospital, outpatient	101	25.57%
Hospital, inpatient	84	21.27%
Community/Public Health (city/county/state/federal agency)	54	13.67%
School or college health	38	9.62%
Rural health clinic	23	5.82%
School/College of nursing	20	5.06%
Medical school	17	4.30%
Managed care (HMO, Blue Cross/Blue Shield)	16	4.05%
Independent nurse practitioner practice	7	1.77%
VA/Armed forces	4	1.01%
Home Health Care	3	0.76%
Retail based clinic	2	0.51%
Nursing home/long-term care	1	0.25%
Occupational Health	1	0.25%
Other	29	7.34%

\*The percentage is computed using "Total = 395," however, the total count is larger than 395, as this question asks the respondents to choose all that apply

11. On average, how many hours per week do you spend in direct patient care?

Number of Hours	Count	Percent
0 to 9	28	7.53%
10 to 19	41	11.02%
20 to 29	89	23.92%
30 to 39	131	35.22%
40 to 49	65	17.47%
Over 50	18	4.84%
Total	372	100.00%
(Missing	22)	
(Invalid	1)	

12. The percentage of an average week spent in each of the following activities

	Direct patient care		Management, supervision, and administration		Teaching		Research		Consultation		Other	
	Count	Percent	Count	Percent	Count	Percent	Count	Percent	Count	Percent	Count	Percent
Less than 20%	26	6.70%	270	88.52%	274	88.39%	242	94.90%	261	96.67%	128	94.12%
21% to 40%	21	5.41%	16	5.25%	23	7.42%	9	3.53%	5	1.85%	5	3.68%
41% to 60%	31	7.99%	6	1.97%	6	1.94%	3	1.18%	2	0.74%	2	1.47%
61% to 80%	116	29.90%	8	2.62%	5	1.61%	1	0.39%	1	0.37%	0	0.00%
81% to 100%	194	50.00%	5	1.64%	2	0.65%	0	0.00%	1	0.37%	1	0.74%
<b>Valid Responses</b>	<b>388</b>	<b>100.00%</b>	<b>305</b>	<b>100.00%</b>	<b>310</b>	<b>100.00%</b>	<b>255</b>	<b>100.00%</b>	<b>270</b>	<b>100.00%</b>	<b>136</b>	<b>100.00%</b>
<b>Missing</b>	<b>7</b>		<b>90</b>		<b>85</b>		<b>140</b>		<b>125</b>		<b>259</b>	
<b>Mean percent spent with each age group</b>		<b>76.66%</b>		<b>10.98%</b>		<b>10.95%</b>		<b>3.99%</b>		<b>5.26%</b>		<b>4.21%</b>

**13. Do you have privileges to prescribe medications in your current practice setting?**

	<b>Count</b>	<b>Percent</b>
<b>Yes</b>	<b>362</b>	<b>92.11%</b>
<b>No</b>	<b>31</b>	<b>7.89%</b>
	<b>Total (Missing 2)</b>	<b>393 100.00%</b>

**14. Are you required to have a physician collaborator/supervisor?**

	<b>Count</b>	<b>Percent</b>
<b>Yes</b>	<b>347</b>	<b>88.52%</b>
<b>No</b>	<b>45</b>	<b>11.48%</b>
	<b>Total (Missing 3)</b>	<b>392 100.00%</b>

**15. Do you have hospital privileges in your current practice setting?**

	<b>Count</b>	<b>Percent</b>
<b>Yes</b>	<b>155</b>	<b>39.24%</b>
<b>No</b>	<b>240</b>	<b>60.76%</b>
	<b>Total</b>	<b>395 100.00%</b>

**16. Do you: (Mark all that apply)**

	<b>Count</b>	<b>Percent</b>
<b>Admit patients to the hospital</b>	<b>83</b>	<b>21.01%</b>
<b>Manage patients during hospitalization</b>	<b>104</b>	<b>26.33%</b>
<b>Discharge patients from the hospital</b>	<b>83</b>	<b>21.01%</b>

## **Appendix C**

### **Work Activities Descriptive Statistics**

**Pediatric Nurse Practitioner**  
**Survey Order**

		Performance Expectation				Consequence				Frequency				Overall Rank		
		N	Mean	Std Dev	Med-ian	N	Mean	Std Dev	Med-ian	N	Mean	Std Dev	Med-ian	N	Mean	Std Dev
1	Obtain a comprehensive patient history	395	1.97	0.16	2	395	1.17	0.61	1	395	3.59	0.53	4	395	26.04	4.02
2	Obtain a problem-focused or interval history	395	1.98	0.15	2	395	1.26	0.6	1	395	3.75	0.44	4	395	26.7	3.96
3	Collect data according to the patient's immediate condition or needs	395	1.97	0.19	2	395	1.44	0.59	1	395	3.86	0.39	4	395	27.73	4.07
4	Assess patient and family knowledge and behavior regarding nutrition/hydration	395	1.95	0.24	2	395	1.11	0.59	1	395	3.34	0.68	3	395	25.15	4.86
5	Assess family communication and decision-making	395	1.88	0.32	2	395	1.17	0.62	1	395	3.57	0.64	4	395	24.65	6.26
6	Assess patient and family support systems	395	1.87	0.33	2	395	0.79	0.56	1	395	3.18	0.69	3	395	22.25	6.37
7	Assess patient and family perception of health and health risk factors	395	1.86	0.36	2	395	0.9	0.58	1	395	3.23	0.69	3	395	22.74	6.32
8	Assess patient and family risk for violence, abuse, and neglect	395	1.9	0.31	2	395	1.59	0.57	2	395	3.36	0.79	4	395	26.74	5.84

Performance expectation response options: 0 = never, 1 = after first 6 months, 2 = within the first 6 months; Consequences response option: 0 = little or none, 1 = moderate, 2 = severe; Frequency response options): 0 = never, 1 = seldom, 2 = occasionally, 3 = often, 4 = frequently

**Pediatric Nurse Practitioner  
Survey Order**

	Survey Order	Performance Expectation				Consequence				Frequency				Overall Rank		
		N	Mean	Std Dev	Median	N	Mean	Std Dev	Median	N	Mean	Std Dev	Median	N	Mean	Std Dev
9	Assess patient and family unintentional injury risk	395	1.86	0.36	2	395	1.31	0.61	1	395	3.18	0.78	3	395	24.7	6.54
10	Assess patient and family psychosocial risks and needs	395	1.84	0.37	2	395	1.08	0.58	1	395	3.22	0.68	3	395	23.15	6.95
11	Assess patient and family cultural and spiritual beliefs/values that influence health care	395	1.77	0.43	2	395	0.75	0.58	1	395	2.86	0.85	3	395	20.22	7.61
12	Assess patient and family health risks and needs based on developmental/life stage	395	1.96	0.2	2	395	1.07	0.59	1	395	3.6	0.59	4	395	25.3	4.92
13	Assess patient and family knowledge and use of complementary/alternative therapies	395	1.51	0.55	2	395	0.73	0.62	1	395	2.53	0.93	2	395	16.09	9.4
14	Assess patient and family knowledge and use of prescription and over-the-counter medications	395	1.94	0.25	2	395	1.5	0.59	2	395	3.63	0.57	4	395	27.21	5

Performance expectation response options: 0 = never, 1 = after first 6 months, 2 = within the first 6 months; Consequences response option: 0 = little or none, 1 = moderate, 2 = severe; Frequency response options): 0 = never, 1 = seldom, 2 = occasionally, 3 = often, 4 = frequently

**Pediatric Nurse Practitioner**  
**Survey Order**

		Performance Expectation				Consequence				Frequency				Overall Rank		
		N	Mean	Std Dev	Med-ian	N	Mean	Std Dev	Med-ian	N	Mean	Std Dev	Med-ian	N	Mean	Std Dev
15	Assess patient and family health risks based on lifestyle, health habits, substance use/abuse, and sexual practices	395	1.89	0.32	2	394	1.2	0.58	1	395	3.29	0.71	3	394	24.74	6.05
16	Assess health risks based on past medical history	395	1.9	0.32	2	395	1.21	0.57	1	395	3.52	0.67	4	395	25.17	6
17	Assess health risks based on socioeconomic factors	394	1.81	0.41	2	395	0.89	0.52	1	395	3.13	0.75	3	394	21.87	7.19
18	Assess genetic/familial health risks	395	1.73	0.46	2	395	0.95	0.55	1	395	2.95	0.86	3	395	20.71	8.18
19	Assess occupational health risks	395	1.58	0.64	2	395	0.69	0.57	1	395	2.32	1.16	2	395	17.62	9.35
20	Assess health risks based on immunization status	395	1.97	0.16	2	395	1.21	0.61	1	395	3.58	0.65	4	395	26.19	4.33
21	Assess interaction between the physical environment and patient health status	394	1.79	0.42	2	395	0.9	0.57	1	395	3.03	0.83	3	394	21.49	7.73
22	Assess interaction between the community and patient health status	395	1.56	0.59	2	395	0.68	0.58	1	395	2.54	1	3	395	16.93	9.26

Performance expectation response options: 0 = never, 1 = after first 6 months, 2 = within the first 6 months; Consequences response option: 0 = little or none, 1 = moderate, 2 = severe; Frequency response options): 0 = never, 1 = seldom, 2 = occasionally, 3 = often, 4 = frequently

**Pediatric Nurse Practitioner**  
**Survey Order**

		Performance Expectation				Consequence				Frequency				Overall Rank		
		N	Mean	Std Dev	Med-ian	N	Mean	Std Dev	Med-ian	N	Mean	Std Dev	Med-ian	N	Mean	Std Dev
23	Assess conditions related to the head, eyes, ears, nose, and throat	395	1.98	0.12	2	395	1.31	0.55	1	395	3.66	0.52	4	395	26.96	3.38
24	Assess conditions related to the respiratory system	395	1.99	0.1	2	395	1.6	0.53	2	395	3.74	0.45	4	395	28.6	3.1
25	Assess conditions related to the cardiovascular system	395	1.98	0.14	2	395	1.59	0.54	2	395	3.66	0.53	4	395	28.3	3.56
26	Assess conditions related to the gastrointestinal system	395	1.98	0.13	2	395	1.32	0.56	1	395	3.53	0.55	4	395	26.89	3.65
27	Assess conditions related to the genitourinary system	395	1.97	0.16	2	395	1.26	0.55	1	395	3.35	0.67	3	395	26.29	4.13
28	Assess conditions related to the musculoskeletal system	395	1.93	0.25	2	395	1.2	0.55	1	395	3.36	0.67	3	395	25.37	5.13
29	Assess conditions related to the neurological system	395	1.92	0.28	2	395	1.48	0.58	2	395	3.38	0.7	4	395	26.58	5.36
30	Assess conditions related to the endocrine system (including metabolic disorders)	395	1.76	0.43	2	395	1.38	0.56	1	395	2.97	0.85	3	395	23.25	7.54

Performance expectation response options: 0 = never, 1 = after first 6 months, 2 = within the first 6 months; Consequences response option: 0 = little or none, 1 = moderate, 2 = severe; Frequency response options): 0 = never, 1 = seldom, 2 = occasionally, 3 = often, 4 = frequently

**Pediatric Nurse Practitioner**  
**Survey Order**

		Performance Expectation				Consequence				Frequency				Overall Rank		
		N	Mean	Std Dev	Med-ian	N	Mean	Std Dev	Med-ian	N	Mean	Std Dev	Med-ian	N	Mean	Std Dev
31	Assess conditions related to the hematopoietic system	395	1.79	0.42	2	395	1.35	0.58	1	395	2.95	0.86	3	395	23.63	7.34
32	Assess conditions related to the immune system	395	1.74	0.44	2	395	1.3	0.58	1	395	2.95	0.89	3	395	22.65	7.94
33	Assess conditions related to the integumentary system	395	1.92	0.27	2	395	1.06	0.58	1	395	3.43	0.67	4	395	24.52	5.36
34	Assess conditions related to the lymphatic system	395	1.85	0.38	2	395	1.17	0.57	1	395	3.13	0.83	3	395	23.83	6.82
35	Assess conditions related to infectious/communicable diseases	395	1.94	0.24	2	395	1.42	0.56	1	395	3.4	0.64	3	395	26.57	5.12
36	Assess conditions related to physical function and mobility	395	1.91	0.31	2	395	1.11	0.58	1	395	3.33	0.77	3	395	24.53	6.09
37	Assess conditions related to developmental delays/impairments	395	1.88	0.32	2	395	1.24	0.59	1	395	3.34	0.72	3	395	24.76	6.4
38	Assess conditions related to learning disabilities	395	1.63	0.53	2	395	1.06	0.58	1	395	2.85	0.91	3	395	19.82	8.82
39	Assess conditions related to acute and/or chronic pain	395	1.85	0.36	2	395	1.26	0.59	1	395	3.14	0.85	3	395	24.29	6.98

Performance expectation response options: 0 = never, 1 = after first 6 months, 2 = within the first 6 months; Consequences response option: 0 = little or none, 1 = moderate, 2 = severe; Frequency response options): 0 = never, 1 = seldom, 2 = occasionally, 3 = often, 4 = frequently

**Pediatric Nurse Practitioner  
Survey Order**

		Performance Expectation				Consequence				Frequency				Overall Rank		
		N	Mean	Std Dev	Med-ian	N	Mean	Std Dev	Med-ian	N	Mean	Std Dev	Med-ian	N	Mean	Std Dev
40	Assess conditions related to nutrition/hydration	395	1.97	0.16	2	395	1.42	0.57	1	395	3.55	0.58	4	395	27.24	4.09
41	Assess conditions related to mental health	394	1.69	0.5	2	394	1.25	0.62	1	394	2.97	0.91	3	394	21.77	8.62
42	Assess cognitive status and decision-making capacity	395	1.7	0.5	2	395	1.11	0.64	1	395	3.05	0.96	3	395	21.28	8.86
43	Assess sexual and/or reproductive health	395	1.7	0.52	2	395	1.04	0.59	1	395	2.56	0.93	3	395	20.58	8.4
44	Perform problem-focused or interval physical examination	394	1.95	0.21	2	395	1.36	0.58	1	395	3.66	0.51	4	394	26.76	4.56
45	Perform comprehensive physical examination	395	1.94	0.24	2	395	1.32	0.58	1	395	3.39	0.65	3	395	26.1	5.17
46	Select and/or perform physical, psychosocial, or developmental screening tests that are appropriate to condition or needs based on clinical guidelines, risks, costs and benefits	395	1.64	0.51	2	394	1.13	0.58	1	395	2.95	0.86	3	394	20.4	8.66

Performance expectation response options: 0 = never, 1 = after first 6 months, 2 = within the first 6 months; Consequences response option: 0 = little or none, 1 = moderate, 2 = severe; Frequency response options): 0 = never, 1 = seldom, 2 = occasionally, 3 = often, 4 = frequently

**Pediatric Nurse Practitioner  
Survey Order**

		Performance Expectation				Consequence				Frequency				Overall Rank		
		N	Mean	Std Dev	Median	N	Mean	Std Dev	Median	N	Mean	Std Dev	Median	N	Mean	Std Dev
47	Identify normal and abnormal findings in history and physical examination	395	1.94	0.24	2	395	1.63	0.52	2	395	3.83	0.39	4	395	28.01	4.74
48	Identify age-related findings in history and physical examination	395	1.88	0.33	2	395	1.16	0.56	1	394	3.65	0.53	4	394	24.64	6.1
49	Select and/or perform diagnostic tests that are appropriate to condition or needs based on clinical guidelines, risks, costs and benefits	395	1.71	0.46	2	395	1.35	0.55	1	394	3.34	0.66	3	394	22.8	7.91
50	Identify any interactions among diet, medications, substance use and/or complementary/alternative therapies	395	1.61	0.5	2	395	1.36	0.57	1	394	3.04	0.86	3	384	21.18	9.05
51	Determine life-threatening illness and/or unstable conditions	395	1.89	0.36	2	395	1.89	0.36	2	394	3.17	1.05	4	394	27.96	5.83
52	Develop a comprehensive problem list based on assessment findings	395	1.81	0.4	2	395	1.05	0.58	1	394	3.45	0.69	4	394	22.87	7.07

Performance expectation response options: 0 = never, 1 = after first 6 months, 2 = within the first 6 months; Consequences response option: 0 = little or none, 1 = moderate, 2 = severe; Frequency response options): 0 = never, 1 = seldom, 2 = occasionally, 3 = often, 4 = frequently

**Pediatric Nurse Practitioner**  
**Survey Order**

		Performance Expectation				Consequence				Frequency				Overall Rank		
		N	Mean	Std Dev	Med-ian	N	Mean	Std Dev	Med-ian	N	Mean	Std Dev	Med-ian	N	Mean	Std Dev
53	Use diagnostic reasoning to establish and prioritize differential diagnoses	395	1.73	0.45	2	395	1.28	0.57	1	394	3.53	0.63	4	394	22.96	7.94
54	Interpret laboratory and other diagnostic data based on physiologic and pathologic conditions	395	1.73	0.45	2	395	1.54	0.54	2	394	3.38	0.64	3	394	24.02	7.7
55	Engage in consultation, referral and/or collaboration with other health professionals and community resources	395	1.77	0.42	2	395	1.07	0.61	1	395	3.03	0.68	3	395	21.88	7.91
56	Prescribe medications considering interactions, effects (therapeutic, side, adverse), patient characteristics, diagnoses, cost and/or accessibility	395	1.86	0.37	2	395	1.69	0.5	2	395	3.48	0.61	4	395	26.81	6.49
57	Prescribe medications considering absorption, distribution, metabolism and excretion	395	1.72	0.51	2	395	1.58	0.55	2	395	3.26	0.88	3	395	24.14	8.55

Performance expectation response options: 0 = never, 1 = after first 6 months, 2 = within the first 6 months; Consequences response option: 0 = little or none, 1 = moderate, 2 = severe; Frequency response options): 0 = never, 1 = seldom, 2 = occasionally, 3 = often, 4 = frequently

**Pediatric Nurse Practitioner**  
**Survey Order**

		Performance Expectation				Consequence				Frequency				Overall Rank		
		N	Mean	Std Dev	Median	N	Mean	Std Dev	Median	N	Mean	Std Dev	Median	N	Mean	Std Dev
58	Prescribe non-pharmacologic interventions and/or medical equipment considering risks and benefits, patient characteristics, diagnoses, cost and/or accessibility	395	1.74	0.45	2	395	1.02	0.57	1	395	3.03	0.79	3	395	21.31	7.93
59	Prioritize interventions based on severity and complexity of health problems	395	1.79	0.42	2	395	1.27	0.59	1	395	3.4	0.69	3	395	23.61	7.56
60	Determine treatment decisions considering comorbidities	395	1.71	0.46	2	395	1.3	0.56	1	395	3.23	0.83	3	395	22.48	8.09
61	Incorporate existing support system into treatment plan	395	1.76	0.43	2	395	0.93	0.56	1	395	3.25	0.77	3	395	21.33	7.88
62	Plan follow-up care at designated intervals based on condition and/or clinical guidelines	394	1.88	0.32	2	394	1.1	0.57	1	394	3.55	0.62	4	394	24.28	6.17

Performance expectation response options: 0 = never, 1 = after first 6 months, 2 = within the first 6 months; Consequences response option: 0 = little or none, 1 = moderate, 2 = severe; Frequency response options): 0 = never, 1 = seldom, 2 = occasionally, 3 = often, 4 = frequently

**Pediatric Nurse Practitioner**  
**Survey Order**

		Performance Expectation				Consequence				Frequency				Overall Rank		
		N	Mean	Std Dev	Med-ian	N	Mean	Std Dev	Med-ian	N	Mean	Std Dev	Med-ian	N	Mean	Std Dev
63	Manage conditions related to the head, eyes, ears, nose, and throat	395	1.93	0.27	2	395	1.27	0.57	1	395	3.47	0.57	3	395	25.77	4.82
64	Manage conditions related to the respiratory system	395	1.94	0.24	2	395	1.57	0.56	2	395	3.53	0.54	4	395	27.49	4.59
65	Manage conditions related to the cardiovascular system	395	1.77	0.48	2	395	1.62	0.55	2	395	3.1	1	3	395	24.86	7.7
66	Manage conditions related to the gastrointestinal system	395	1.92	0.28	2	395	1.31	0.55	1	395	3.31	0.58	3	395	25.62	5.07
67	Manage conditions related to the genitourinary system	395	1.89	0.32	2	395	1.27	0.56	1	395	3.08	0.74	3	395	24.89	5.5
68	Manage conditions related to the musculoskeletal system	395	1.85	0.38	2	395	1.2	0.56	1	395	3.09	0.76	3	395	23.89	6.34
69	Manage conditions related to the neurological system	395	1.72	0.49	2	395	1.47	0.57	2	395	2.88	0.95	3	395	23.07	8.06
70	Manage conditions related to the endocrine system (including metabolic disorders)	395	1.59	0.54	2	395	1.42	0.56	1	395	2.62	0.99	3	395	20.74	8.58

Performance expectation response options: 0 = never, 1 = after first 6 months, 2 = within the first 6 months; Consequences response option: 0 = little or none, 1 = moderate, 2 = severe; Frequency response options): 0 = never, 1 = seldom, 2 = occasionally, 3 = often, 4 = frequently

**Pediatric Nurse Practitioner**  
**Survey Order**

		Performance Expectation				Consequence				Frequency				Overall Rank		
		N	Mean	Std Dev	Med-ian	N	Mean	Std Dev	Med-ian	N	Mean	Std Dev	Med-ian	N	Mean	Std Dev
71	Manage conditions related to the hematopoietic system	395	1.65	0.56	2	395	1.36	0.58	1	395	2.59	1.04	3	395	21.32	8.71
72	Manage conditions related to the immune system	395	1.62	0.56	2	395	1.31	0.58	1	395	2.62	1.06	3	395	20.73	8.79
73	Manage conditions related to the integumentary system	395	1.87	0.34	2	395	1.08	0.59	1	395	3.23	0.73	3	395	23.77	6.04
74	Manage conditions related to the lymphatic system	395	1.7	0.51	2	395	1.22	0.58	1	395	2.7	1.03	3	395	21.41	8.29
75	Manage conditions related to infectious/communicable diseases	395	1.89	0.32	2	395	1.44	0.56	1	395	3.26	0.7	3	395	25.83	5.96
76	Manage conditions related to physical function and mobility	395	1.79	0.43	2	395	1.1	0.56	1	395	2.92	0.94	3	395	22.36	7.49
77	Manage conditions related to developmental delays/impairments	395	1.74	0.49	2	395	1.16	0.61	1	395	2.95	0.91	3	395	22.05	8.1
78	Manage conditions related to acute and/or chronic pain	395	1.78	0.43	2	395	1.25	0.59	1	395	2.88	0.93	3	395	22.87	7.58

Performance expectation response options: 0 = never, 1 = after first 6 months, 2 = within the first 6 months; Consequences response option: 0 = little or none, 1 = moderate, 2 = severe; Frequency response options): 0 = never, 1 = seldom, 2 = occasionally, 3 = often, 4 = frequently

**Pediatric Nurse Practitioner**  
**Survey Order**

		Performance Expectation				Consequence				Frequency				Overall Rank		
		N	Mean	Std Dev	Med-ian	N	Mean	Std Dev	Med-ian	N	Mean	Std Dev	Med-ian	N	Mean	Std Dev
79	Manage conditions related to nutrition/hydration	395	1.93	0.25	2	395	1.4	0.59	1	395	3.39	0.64	3	395	26.41	5.08
80	Manage conditions related to mental health	394	1.61	0.56	2	394	1.28	0.59	1	394	2.7	1.03	3	394	20.72	8.9
81	Manage conditions affecting sexual and reproductive health	395	1.49	0.61	2	395	1.08	0.59	1	395	2.18	1	2	395	17.51	9.29
82	Manage comorbidities	395	1.53	0.55	2	395	1.3	0.56	1	395	2.66	0.94	3	395	19.35	8.97
83	Manage psychosocial concerns	395	1.71	0.49	2	395	1.08	0.56	1	395	2.92	0.82	3	395	21.19	8.02
84	Formulate plan of care that consider the pathophysiology of acute and chronic conditions	395	1.7	0.48	2	395	1.28	0.56	1	395	3.17	0.82	3	395	22.07	8.27
85	Formulate plan of care that incorporate principles of epidemiology	395	1.48	0.58	2	395	0.97	0.6	1	395	2.54	1.04	3	395	17.19	9.55
86	Select interventions based on clinical practice standards, evidence-based guidelines, and ethical/legal principles	395	1.8	0.41	2	395	1.31	0.59	1	395	3.51	0.72	4	395	24.06	7.61

Performance expectation response options: 0 = never, 1 = after first 6 months, 2 = within the first 6 months; Consequences response option: 0 = little or none, 1 = moderate, 2 = severe; Frequency response options): 0 = never, 1 = seldom, 2 = occasionally, 3 = often, 4 = frequently

**Pediatric Nurse Practitioner**  
**Survey Order**

		Performance Expectation				Consequence				Frequency				Overall Rank		
		N	Mean	Std Dev	Med-ian	N	Mean	Std Dev	Med-ian	N	Mean	Std Dev	Med-ian	N	Mean	Std Dev
87	Treat acute and/or chronic conditions using current technological interventions	395	1.73	0.47	2	395	1.22	0.56	1	395	3.18	0.88	3	395	22.36	8.15
88	Immunize based on current recommendations	395	1.97	0.19	2	395	1.3	0.6	1	395	3.65	0.62	4	395	26.73	4.2
89	Recommend complementary and/or alternative therapies	395	1.34	0.63	1	395	0.65	0.62	1	395	2.08	0.93	2	395	13.48	9.3
90	Make referrals to support services and resources to reduce caregiver stress	395	1.7	0.49	2	395	0.92	0.6	1	395	2.5	0.88	2	395	19.76	8.37
91	Activate protective services in cases of suspected abuse and neglect	395	1.9	0.31	2	395	1.81	0.44	2	395	2.56	1.18	2	395	27.12	5.68
92	Coordinate care (including multiple specialty follow-up and treatment plans) for patients with complex conditions	395	1.42	0.57	1	395	1.28	0.58	1	395	2.45	1	2	395	17.45	9.11
93	Evaluate patient progress in health promotion/disease prevention activities	395	1.75	0.48	2	395	0.93	0.57	1	395	3.06	0.85	3	395	21.24	7.78

Performance expectation response options: 0 = never, 1 = after first 6 months, 2 = within the first 6 months; Consequences response option: 0 = little or none, 1 = moderate, 2 = severe; Frequency response options): 0 = never, 1 = seldom, 2 = occasionally, 3 = often, 4 = frequently

**Pediatric Nurse Practitioner**  
**Survey Order**

		Performance Expectation				Consequence				Frequency				Overall Rank		
		N	Mean	Std Dev	Median	N	Mean	Std Dev	Median	N	Mean	Std Dev	Median	N	Mean	Std Dev
94	Evaluate diagnostic findings and modify treatment plans accordingly	395	1.83	0.38	2	395	1.32	0.53	1	395	3.34	0.66	3	395	24.35	6.71
95	Evaluate effectiveness of pharmacologic regimen, considering polypharmacy, and modify treatment plan as appropriate	395	1.75	0.44	2	395	1.41	0.56	1	395	3.31	0.77	3	395	23.68	7.63
96	Evaluate effectiveness of nonpharmacologic interventions and modify treatment plan as appropriate	395	1.81	0.42	2	395	1.03	0.57	1	395	3.11	0.77	3	395	22.51	6.95
97	Evaluate adherence to treatment plan and modify as appropriate	395	1.86	0.37	2	395	1.15	0.56	1	395	3.33	0.72	3	395	24.11	6.41
98	Evaluate the impact of diagnosis and treatment on patient and family	395	1.81	0.41	2	395	1.03	0.57	1	395	3.24	0.78	3	395	22.62	7.13
99	Formulate plan of care based on emerging trends in health care	395	1.55	0.53	2	395	0.87	0.59	1	395	2.99	0.87	3	395	17.74	9.11

Performance expectation response options: 0 = never, 1 = after first 6 months, 2 = within the first 6 months; Consequences response option: 0 = little or none, 1 = moderate, 2 = severe; Frequency response options): 0 = never, 1 = seldom, 2 = occasionally, 3 = often, 4 = frequently

**Pediatric Nurse Practitioner  
Survey Order**

		Performance Expectation				Consequence				Frequency				Overall Rank		
		N	Mean	Std Dev	Median	N	Mean	Std Dev	Median	N	Mean	Std Dev	Median	N	Mean	Std Dev
100	Provide palliative care interventions	395	1.26	0.69	1	394	1.06	0.66	1	395	1.78	1.18	2	395	14.25	9.74
101	Collaborate with patient and family to determine plan of care including health care goals	395	1.84	0.38	2	395	1.03	0.58	1	395	3.33	0.8	3	395	23.1	6.77
102	Provide non-biased counseling to obtain informed consent/assent	395	1.7	0.56	2	395	1.15	0.67	1	395	2.78	1.18	3	395	21.5	8.99
103	Provide non-biased counseling regarding advance directives	395	1.24	0.77	1	393	1.04	0.73	1	395	1.64	1.35	1	395	14.45	10.33
104	Provide for patient safety within scope of legal and professional guidelines	395	1.95	0.22	2	395	1.51	0.62	2	395	3.63	0.74	4	395	27.42	5.3
105	Provide transitional care and information exchange between inpatient, outpatient, and community care settings	395	1.48	0.61	2	395	1.04	0.59	1	395	2.37	1.12	2	395	17.34	9.67

Performance expectation response options: 0 = never, 1 = after first 6 months, 2 = within the first 6 months; Consequences response option: 0 = little or none, 1 = moderate, 2 = severe; Frequency response options): 0 = never, 1 = seldom, 2 = occasionally, 3 = often, 4 = frequently

**Pediatric Nurse Practitioner**  
**Survey Order**

		Performance Expectation				Consequence				Frequency				Overall Rank		
		N	Mean	Std Dev	Med-ian	N	Mean	Std Dev	Med-ian	N	Mean	Std Dev	Med-ian	N	Mean	Std Dev
106	Perform primary care procedures including but not limited to suturing, minor lesion removal, microscopy, pap test	394	1.33	0.65	1	393	1.19	0.65	1	394	2.05	1.08	2	394	16	9.53
107	Document assessment and physical findings	395	1.99	0.09	2	395	1.46	0.6	2	395	3.96	0.19	4	395	28.13	3.31
108	Document diagnoses and plan of care	395	1.98	0.14	2	395	1.42	0.59	1	395	3.95	0.22	4	395	27.73	3.89
109	Negotiate care considering patient's/proxy's right to choose/refuse treatment options	395	1.67	0.52	2	395	1.17	0.63	1	395	2.77	1.15	3	395	21.02	8.78
110	Incorporate patient/family culture, values, health beliefs and behaviors into clinical practice	395	1.85	0.36	2	395	1.01	0.59	1	395	3.37	0.74	4	395	23.23	6.77
111	Maintain patient confidentiality according to current guidelines (e.g., HIPAA)	395	2	0	2	395	1.44	0.66	2	395	3.98	0.14	4	395	28.17	3.32

Performance expectation response options: 0 = never, 1 = after first 6 months, 2 = within the first 6 months; Consequences response option: 0 = little or none, 1 = moderate, 2 = severe; Frequency response options): 0 = never, 1 = seldom, 2 = occasionally, 3 = often, 4 = frequently

**Pediatric Nurse Practitioner**  
**Survey Order**

		Performance Expectation				Consequence				Frequency				Overall Rank		
		N	Mean	Std Dev	Med-ian	N	Mean	Std Dev	Med-ian	N	Mean	Std Dev	Med-ian	N	Mean	Std Dev
112	Identify and refer patient conditions beyond the individual NP's clinical expertise	395	1.94	0.28	2	395	1.69	0.5	2	395	3.42	0.88	4	395	28.04	5.06
113	Identify and refer patient conditions beyond the individual NP's legal scope of practice	395	1.95	0.28	2	395	1.65	0.54	2	395	3.34	0.99	4	395	27.85	5.11
114	Engage in continuous quality improvement activities	395	1.59	0.52	2	395	0.85	0.61	1	395	2.99	0.92	3	395	18.34	9.29
115	Advocate to improve patient access to quality, cost-effective health care	395	1.51	0.55	2	394	0.78	0.59	1	395	2.72	1	3	395	16.56	9.54
116	Participate in clinical and/or evaluation research	395	1.15	0.54	1	392	0.42	0.57	0	395	1.92	0.96	2	395	9.36	8.2
117	Participate in personal professional development activities	395	1.72	0.45	2	395	0.77	0.65	1	395	2.99	0.75	3	395	19.59	8.29
118	Evaluate the impact of regulations and legislation on advanced nursing practice and advocate for changes when appropriate	395	1.41	0.54	1	394	0.62	0.65	1	395	2.41	0.94	2	395	13.93	9.32

Performance expectation response options: 0 = never, 1 = after first 6 months, 2 = within the first 6 months; Consequences response option: 0 = little or none, 1 = moderate, 2 = severe; Frequency response options): 0 = never, 1 = seldom, 2 = occasionally, 3 = often, 4 = frequently

**Pediatric Nurse Practitioner  
Survey Order**

		Performance Expectation				Consequence				Frequency				Overall Rank		
		N	Mean	Std Dev	Med-ian	N	Mean	Std Dev	Med-ian	N	Mean	Std Dev	Med-ian	N	Mean	Std Dev
119	Incorporate current evidence-based findings into clinical practice	395	1.79	0.41	2	395	1.08	0.59	1	395	3.39	0.71	4	395	22.68	7.93
120	Incorporate informatics into clinical practice	395	1.53	0.59	2	395	0.59	0.61	1	395	2.7	1	3	395	16.31	9.56
121	Address legal/ethical dilemmas in clinical practice	395	1.63	0.51	2	395	1.04	0.65	1	395	2.57	1.01	2	395	19.28	9.34
122	Document in accordance with current regulatory processes and payer systems	394	1.9	0.34	2	393	1.05	0.72	1	394	3.75	0.63	4	393	24.62	6.67
123	Develop comprehensive education plans for patients and/or families that consider health literacy and learning barriers and facilitators	395	1.5	0.56	2	395	1.08	0.6	1	395	2.74	1.05	3	395	18.07	9.37
124	Educate patient and/or family regarding plan of care including testing, diagnosis, treatments and/or implications	395	1.94	0.23	2	395	1.31	0.57	1	395	3.65	0.55	4	395	26.3	5.02

Performance expectation response options: 0 = never, 1 = after first 6 months, 2 = within the first 6 months; Consequences response option: 0 = little or none, 1 = moderate, 2 = severe; Frequency response options): 0 = never, 1 = seldom, 2 = occasionally, 3 = often, 4 = frequently

**Pediatric Nurse Practitioner  
Survey Order**

		Performance Expectation				Consequence				Frequency				Overall Rank		
		N	Mean	Std Dev	Median	N	Mean	Std Dev	Median	N	Mean	Std Dev	Median	N	Mean	Std Dev
125	Provide anticipatory guidance for patient and/or family	395	1.95	0.24	2	395	1.09	0.56	1	395	3.66	0.58	4	395	25.3	4.54
126	Counsel patient and/or family through grief, dying, and death	395	1.4	0.61	1	394	1.14	0.62	1	395	1.83	1.06	2	395	16.05	9.23
127	Provide community/group education	395	1.18	0.53	1	394	0.42	0.54	0	395	1.85	0.83	2	395	9.52	7.96
128	Provide educational offerings to health care professionals	395	1.08	0.46	1	393	0.37	0.55	0	395	1.83	0.85	2	394	7.84	6.93

Performance expectation response options: 0 = never, 1 = after first 6 months, 2 = within the first 6 months; Consequences response option: 0 = little or none, 1 = moderate, 2 = severe; Frequency response options): 0 = never, 1 = seldom, 2 = occasionally, 3 = often, 4 = frequently

**(This page is left intentionally blank)**

**Appendix D**  
**Work Activities Mean Overall Criticality – Rank Order**

**Pediatric Nurse Practitioner  
Rank Order**

		Overall Rank		Std Dev
		N	Mean	
24	Assess conditions related to the respiratory system	395	28.6	3.1
25	Assess conditions related to the cardiovascular system	395	28.3	3.56
111	Maintain patient confidentiality according to current guidelines (e.g., HIPAA)	395	28.17	3.32
107	Document assessment and physical findings	395	28.13	3.31
112	Identify and refer patient conditions beyond the individual NP's clinical expertise	395	28.04	5.06
47	Identify normal and abnormal findings in history and physical examination	395	28.01	4.74
51	Determine life-threatening illness and/or unstable conditions	394	27.96	5.83
113	Identify and refer patient conditions beyond the individual NP's legal scope of practice	395	27.85	5.11
3	Collect data according to the patient's immediate condition or needs	395	27.73	4.07
108	Document diagnoses and plan of care	395	27.73	3.89
64	Manage conditions related to the respiratory system	395	27.49	4.59
104	Provide for patient safety within scope of legal and professional guidelines	395	27.42	5.3
40	Assess conditions related to nutrition/hydration	395	27.24	4.09
14	Assess patient and family knowledge and use of prescription and over-the-counter medications	395	27.21	5

**Pediatric Nurse Practitioner  
Rank Order**

		<b>Overall Rank</b>		<b>Std Dev</b>
		<b>N</b>	<b>Mean</b>	
91	Activate protective services in cases of suspected abuse and neglect	395	27.12	5.68
23	Assess conditions related to the head, eyes, ears, nose, and throat	395	26.96	3.38
26	Assess conditions related to the gastrointestinal system	395	26.89	3.65
56	Prescribe medications considering interactions, effects (therapeutic, side, adverse), patient characteristics, diagnoses, cost and/or accessibility	395	26.81	6.49
44	Perform problem-focused or interval physical examination	394	26.76	4.56
8	Assess patient and family risk for violence, abuse, and neglect	395	26.74	5.84
88	Immunize based on current recommendations	395	26.73	4.2
2	Obtain a problem-focused or interval history	395	26.7	3.96
29	Assess conditions related to the neurological system	395	26.58	5.36
35	Assess conditions related to infectious/communicable diseases	395	26.57	5.12
79	Manage conditions related to nutrition/hydration	395	26.41	5.08
124	Educate patient and/or family regarding plan of care including testing, diagnosis, treatments and/or implications	395	26.3	5.02
27	Assess conditions related to the genitourinary system	395	26.29	4.13
20	Assess health risks based on immunization status	395	26.19	4.33

**Pediatric Nurse Practitioner  
Rank Order**

		<b>Overall Rank</b>		<b>Std Dev</b>
		<b>N</b>	<b>Mean</b>	
45	Perform comprehensive physical examination	395	26.1	5.17
1	Obtain a comprehensive patient history	395	26.04	4.02
75	Manage conditions related to infectious/communicable diseases	395	25.83	5.96
63	Manage conditions related to the head, eyes, ears, nose, and throat	395	25.77	4.82
66	Manage conditions related to the gastrointestinal system	395	25.62	5.07
28	Assess conditions related to the musculoskeletal system	395	25.37	5.13
12	Assess patient and family health risks and needs based on developmental/life stage	395	25.3	4.92
125	Provide anticipatory guidance for patient and/or family	395	25.3	4.54
16	Assess health risks based on past medical history	395	25.17	6
4	Assess patient and family knowledge and behavior regarding nutrition/hydration	395	25.15	4.86
67	Manage conditions related to the genitourinary system	395	24.89	5.5
65	Manage conditions related to the cardiovascular system	395	24.86	7.7
37	Assess conditions related to developmental delays/impairments	395	24.76	6.4
15	Assess patient and family health risks based on lifestyle, health habits, substance use/abuse, and sexual practices	394	24.74	6.05
9	Assess patient and family unintentional injury risk	395	24.7	6.54

**Pediatric Nurse Practitioner  
Rank Order**

		Overall Rank		Std Dev
		N	Mean	
5	Assess family communication and decision-making	395	24.65	6.26
48	Identify age-related findings in history and physical examination	394	24.64	6.1
122	Document in accordance with current regulatory processes and payer systems	393	24.62	6.67
36	Assess conditions related to physical function and mobility	395	24.53	6.09
33	Assess conditions related to the integumentary system	395	24.52	5.36
94	Evaluate diagnostic findings and modify treatment plans accordingly	395	24.35	6.71
39	Assess conditions related to acute and/or chronic pain	395	24.29	6.98
62	Plan follow-up care at designated intervals based on condition and/or clinical guidelines	394	24.28	6.17
57	Prescribe medications considering absorption, distribution, metabolism and excretion	395	24.14	8.55
97	Evaluate adherence to treatment plan and modify as appropriate	395	24.11	6.41
86	Select interventions based on clinical practice standards, evidence-based guidelines, and ethical/legal principles	395	24.06	7.61
54	Interpret laboratory and other diagnostic data based on physiologic and pathologic conditions	394	24.02	7.7
68	Manage conditions related to the musculoskeletal system	395	23.89	6.34
34	Assess conditions related to the lymphatic system	395	23.83	6.82

**Pediatric Nurse Practitioner  
Rank Order**

		Overall Rank		Std
		N	Mean	Dev
73	Manage conditions related to the integumentary system	395	23.77	6.04
95	Evaluate effectiveness of pharmacologic regimen, considering polypharmacy, and modify treatment plan as appropriate	395	23.68	7.63
31	Assess conditions related to the hematopoietic system	395	23.63	7.34
59	Prioritize interventions based on severity and complexity of health problems	395	23.61	7.56
30	Assess conditions related to the endocrine system (including metabolic disorders)	395	23.25	7.54
110	Incorporate patient/family culture, values, health beliefs and behaviors into clinical practice	395	23.23	6.77
10	Assess patient and family psychosocial risks and needs	395	23.15	6.95
101	Collaborate with patient and family to determine plan of care including health care goals	395	23.1	6.77
69	Manage conditions related to the neurological system	395	23.07	8.06
53	Use diagnostic reasoning to establish and prioritize differential diagnoses	394	22.96	7.94
52	Develop a comprehensive problem list based on assessment findings	394	22.87	7.07
78	Manage conditions related to acute and/or chronic pain	395	22.87	7.58
49	Select and/or perform diagnostic tests that are appropriate to condition or needs based on clinical guidelines, risks, costs and benefits	394	22.8	7.91

**Pediatric Nurse Practitioner  
Rank Order**

		<b>Overall Rank</b>		<b>Std Dev</b>
		<b>N</b>	<b>Mean</b>	
7	Assess patient and family perception of health and health risk factors	395	22.74	6.32
119	Incorporate current evidence-based findings into clinical practice	395	22.68	7.93
32	Assess conditions related to the immune system	395	22.65	7.94
98	Evaluate the impact of diagnosis and treatment on patient and family	395	22.62	7.13
96	Evaluate effectiveness of nonpharmacologic interventions and modify treatment plan as appropriate	395	22.51	6.95
60	Determine treatment decisions considering comorbidities	395	22.48	8.09
76	Manage conditions related to physical function and mobility	395	22.36	7.49
87	Treat acute and/or chronic conditions using current technological interventions	395	22.36	8.15
6	Assess patient and family support systems	395	22.25	6.37
84	Formulate plan of care that consider the pathophysiology of acute and chronic conditions	395	22.07	8.27
77	Manage conditions related to developmental delays/impairments	395	22.05	8.1
55	Engage in consultation, referral and/or collaboration with other health professionals and community resources	395	21.88	7.91
17	Assess health risks based on socioeconomic factors	394	21.87	7.19
41	Assess conditions related to mental health	394	21.77	8.62

**Pediatric Nurse Practitioner  
Rank Order**

		<b>Overall Rank</b>		<b>Std Dev</b>
		<b>N</b>	<b>Mean</b>	
102	Provide non-biased counseling to obtain informed consent/assent	395	21.5	8.99
21	Assess interaction between the physical environment and patient health status	394	21.49	7.73
74	Manage conditions related to the lymphatic system	395	21.41	8.29
61	Incorporate existing support system into treatment plan	395	21.33	7.88
71	Manage conditions related to the hematopoietic system	395	21.32	8.71
58	Prescribe non-pharmacologic interventions and/or medical equipment considering risks and benefits, patient characteristics, diagnoses, cost and/or accessibility	395	21.31	7.93
42	Assess cognitive status and decision-making capacity	395	21.28	8.86
93	Evaluate patient progress in health promotion/disease prevention activities	395	21.24	7.78
83	Manage psychosocial concerns	395	21.19	8.02
50	Identify any interactions among diet, medications, substance use and/or complementary/alternative therapies	384	21.18	9.05
109	Negotiate care considering patient's/proxy's right to choose/refuse treatment options	395	21.02	8.78
70	Manage conditions related to the endocrine system (including metabolic disorders)	395	20.74	8.58
72	Manage conditions related to the immune system	395	20.73	8.79
80	Manage conditions related to mental health	394	20.72	8.9

**Pediatric Nurse Practitioner  
Rank Order**

		<b>Overall Rank</b>		<b>Std Dev</b>
		<b>N</b>	<b>Mean</b>	
18	Assess genetic/familial health risks	395	20.71	8.18
43	Assess sexual and/or reproductive health	395	20.58	8.4
46	Select and/or perform physical, psychosocial, or developmental screening tests that are appropriate to condition or needs based on clinical guidelines, risks, costs and benefits	394	20.4	8.66
11	Assess patient and family cultural and spiritual beliefs/values that influence health care	395	20.22	7.61
38	Assess conditions related to learning disabilities	395	19.82	8.82
90	Make referrals to support services and resources to reduce caregiver stress	395	19.76	8.37
117	Participate in personal professional development activities	395	19.59	8.29
82	Manage comorbidities	395	19.35	8.97
121	Address legal/ethical dilemmas in clinical practice	395	19.28	9.34
114	Engage in continuous quality improvement activities	395	18.34	9.29
123	Develop comprehensive education plans for patients and/or families that consider health literacy and learning barriers and facilitators	395	18.07	9.37
99	Formulate plan of care based on emerging trends in health care	395	17.74	9.11
19	Assess occupational health risks	395	17.62	9.35
81	Manage conditions affecting sexual and reproductive health	395	17.51	9.29

**Pediatric Nurse Practitioner  
Rank Order**

		<b>Overall Rank</b>		<b>Std Dev</b>
		<b>N</b>	<b>Mean</b>	
92	Coordinate care (including multiple specialty follow-up and treatment plans) for patients with complex conditions	395	17.45	9.11
105	Provide transitional care and information exchange between inpatient, outpatient, and community care settings	395	17.34	9.67
85	Formulate plan of care that incorporate principles of epidemiology	395	17.19	9.55
22	Assess interaction between the community and patient health status	395	16.93	9.26
115	Advocate to improve patient access to quality, cost-effective health care	395	16.56	9.54
120	Incorporate informatics into clinical practice	395	16.31	9.56
13	Assess patient and family knowledge and use of complementary/alternative therapies	395	16.09	9.4
126	Counsel patient and/or family through grief, dying, and death	395	16.05	9.23
106	Perform primary care procedures including but not limited to suturing, minor lesion removal, microscopy, pap test	394	16	9.53
103	Provide non-biased counseling regarding advance directives	395	14.45	10.33
100	Provide palliative care interventions	395	14.25	9.74
118	Evaluate the impact of regulations and legislation on advanced nursing practice and advocate for changes when appropriate	395	13.93	9.32

**Pediatric Nurse Practitioner  
Rank Order**

		<b>Overall Rank</b>		<b>Std Dev</b>
		<b>N</b>	<b>Mean</b>	
89	Recommend complementary and/or alternative therapies	395	13.48	9.3
127	Provide community/group education	395	9.52	7.96
116	Participate in clinical and/or evaluation research	395	9.36	8.2
128	Provide educational offerings to health care professionals	394	7.84	6.93

**(This page is left intentionally blank)**

**(This page is left intentionally blank)**

The American Nurses Credentialing Center (ANCC) provides individuals and organizations throughout the nursing profession with the tools they need on their journey to excellence. ANCC's internationally renowned credentialing programs certify nurses in specialty practice areas, recognize health organizations for nursing excellence through the Magnet Recognition Program®, and accredit providers and approvers of continuing nursing education. In addition, ANCC offers an array of informational and educational services and products to support its core credentialing programs.

ANCC is the largest and most prestigious nurse credentialing organization in the world. ANCC certification exams validate nurses' skills, knowledge, and abilities. More than a quarter million nurses have been certified by ANCC since 1990. More than 75,000 advanced practice nurses are currently certified by ANCC.

The ANCC Magnet Recognition Program® recognizes healthcare organizations that provide the very best in nursing care and professionalism in nursing practice. The program also provides a vehicle for disseminating best practices and strategies among nursing systems. The ANCC Magnet Recognition Program® is the gold standard for nursing excellence.

ANCC Accreditation of a continuing nursing education program is the hallmark of quality. ANCC is the nation's leader in accreditation of continuing nursing education programs.

ANCC produces a variety of educational services and products to support those seeking certification, Magnet recognition, or accreditation. Review and resource manuals, review seminars, and web-based learning all support individuals who are on the path to certification. ANCC's National Magnet Conferences, workshops, and consultants support organizations on the journey to Magnet Recognition. Consultants are available to assist continuing nursing education accreditation programs in achieving the highest caliber education.

ANCC is passionate about helping nurses on their journey to nursing excellence.

American Nurses Credentialing Center (ANCC) is a subsidiary of the American Nurses Association (ANA).



8515 Georgia Avenue  
Suite 400  
Silver Spring, MD 20910-4392  
1.800.284.2378  
301.628.5000 *tel*  
301.628.5004 *fax*

**[www.nursecredentialing.org](http://www.nursecredentialing.org)**

**2008 Role Delineation Study: Pediatric Nurse Practitioner – National Survey Results**

© Copyright 2009 American Nurses Credentialing Center, All Rights Reserved